



SoCG 2020 PC Report

Sergio Cabello and Danny Z. Chen

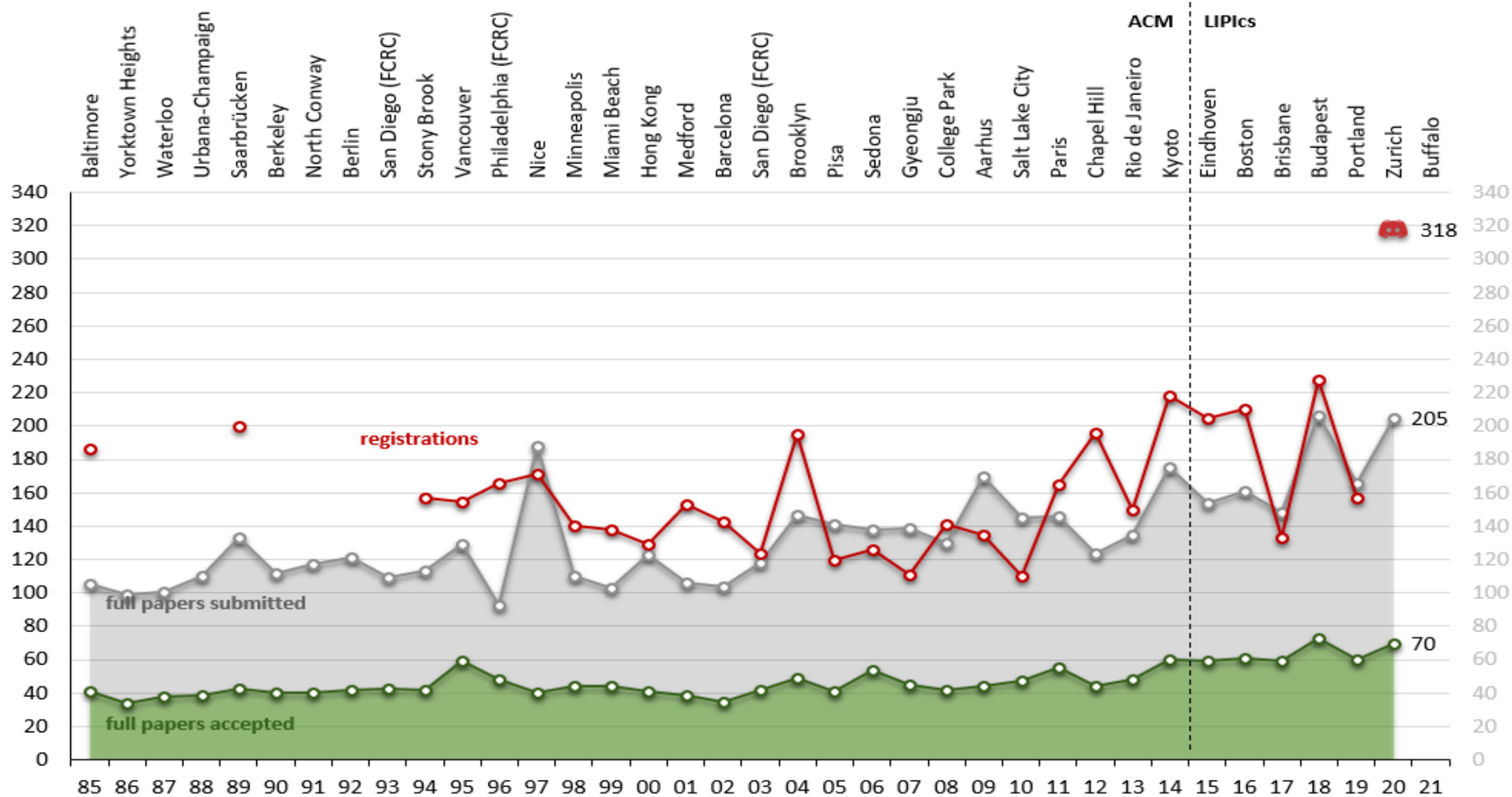
SoCG 2020 Program Committee (26)

- Mikkel Abrahamsen
- Therese Biedl
- Mickaël Buchet
- Sergio Cabello; co-chair
- Danny Z. Chen; co-chair
- David Eppstein
- Stefan Funke
- Marc Glisse
- Dan Halperin
- Iyad Kanj
- Irina Kostitsyna
- Jan Kynčl
- Jian Li
- Nabil Mustafa
- Eunjin Oh
- Tim Ophelders
- Florian T. Pokorny
- Sharath Raghvendra
- Don Sheehy
- Primož Škraba
- Frank Staals
- Katharine Turner
- Torsten Ueckerdt
- Hubert Wagner
- Bartosz Walczak
- Jinhui Xu

Timeline

- November 27, 2019 (Wed): Abstracts
- December 4, 2019 (Wed): Papers
- February 10, 2020 (Mon): Notifications planned
 - Notifications and reviews sent: **Feb. 8, 2020**
 - Shortened the usual submission-notification timespan (due to ICALP, SWAT); good idea?
- April 1, 2020 (Wed): Final versions of accepted papers
- June 8, 2020: Proceedings available
- June 22-26, 2020 (Mon-Fri): *"We are here"*

The slide you may expect to see ...



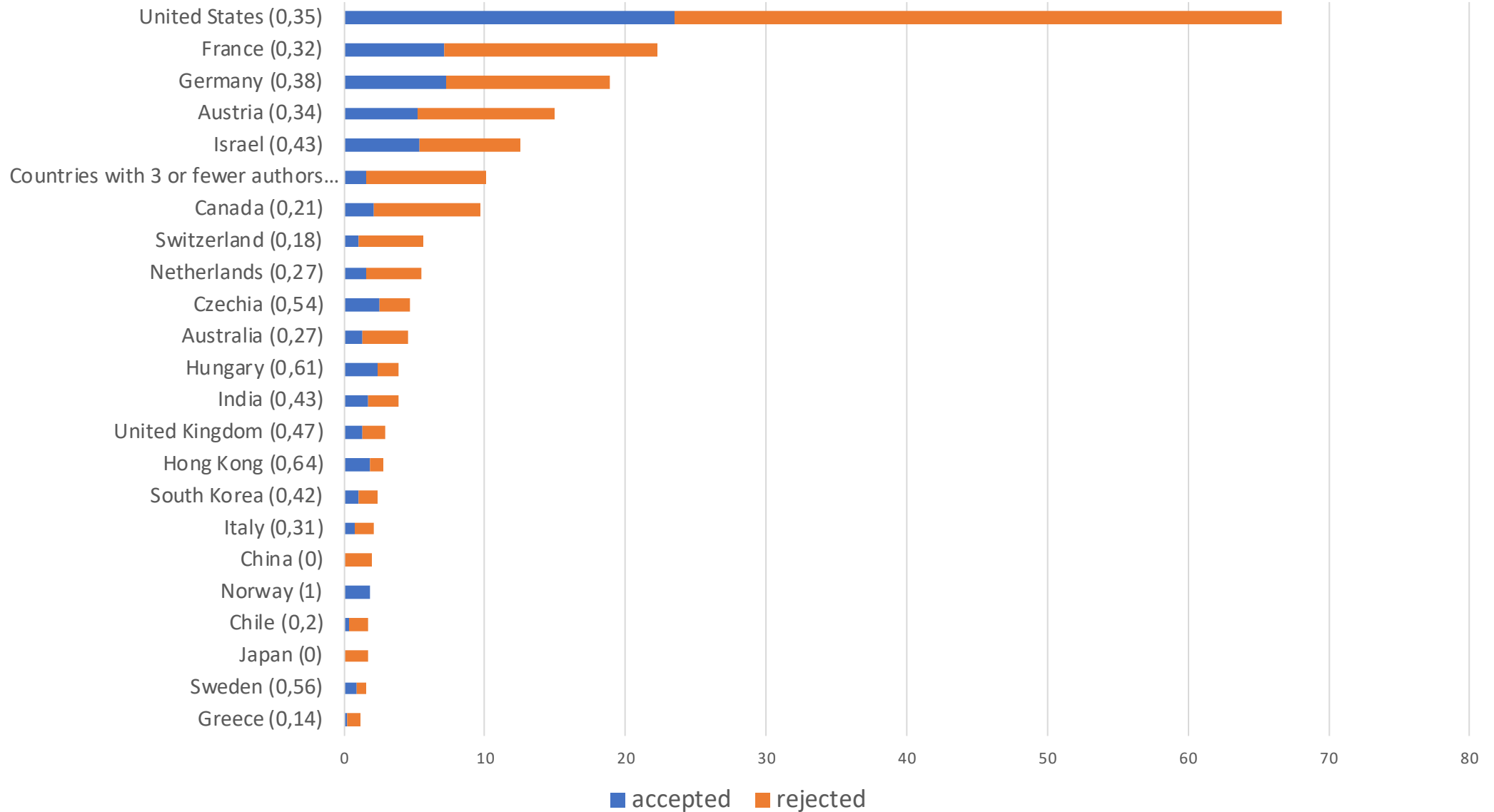
Some numbers

Submissions	205
Accepted	70
Acceptance rate	0.34
Reviews	637
External reviewers	334
External reviews	448

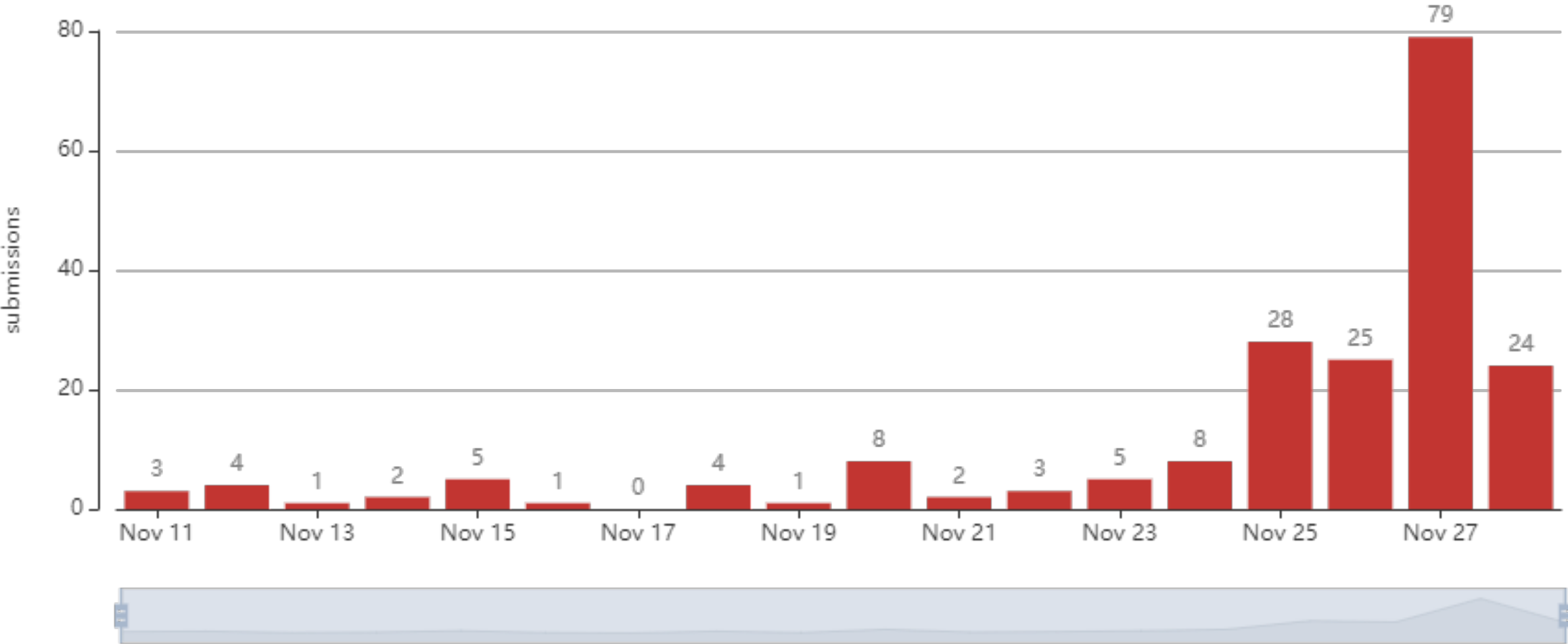
Reviews for a paper	Number of papers
2	1
3	175
4	25
5	2

country	authors	submitted	accepted	acceptance rate	PC members
Australia	9	4,58	1,25	0,27	1
Austria	31	15	5,17	0,34	1
Canada	17	9,7	2,08	0,21	1
Chile	6	1,67	0,33	0,2	0
China	7	2	0	0	1
Czechia	5	4,67	2,5	0,54	1
France	41	22,32	7,07	0,32	2
Germany	38	18,83	7,18	0,38	3
Greece	4	1,17	0,17	0,14	0
Hong Kong	4	2,75	1,75	0,64	0
Hungary	7	3,83	2,33	0,61	0
India	11	3,83	1,67	0,43	0
Israel	27	12,48	5,4	0,43	1
Italy	8	2,12	0,67	0,31	0
Japan	7	1,65	0	0	0
Netherlands	13	5,5	1,5	0,27	3
Norway	5	1,8	1,8	1	0
South Korea	6	2,4	1	0,42	0
Sweden	5	1,48	0,83	0,56	1
Switzerland	9	5,58	1	0,18	0
United Kingdom	5	2,87	1,33	0,47	1
United States	153	66,68	23,47	0,35	6
Countries with 3 or fewer authors	24	10,09	1,5	0,15	15

Which country to move to (because of CG...)?

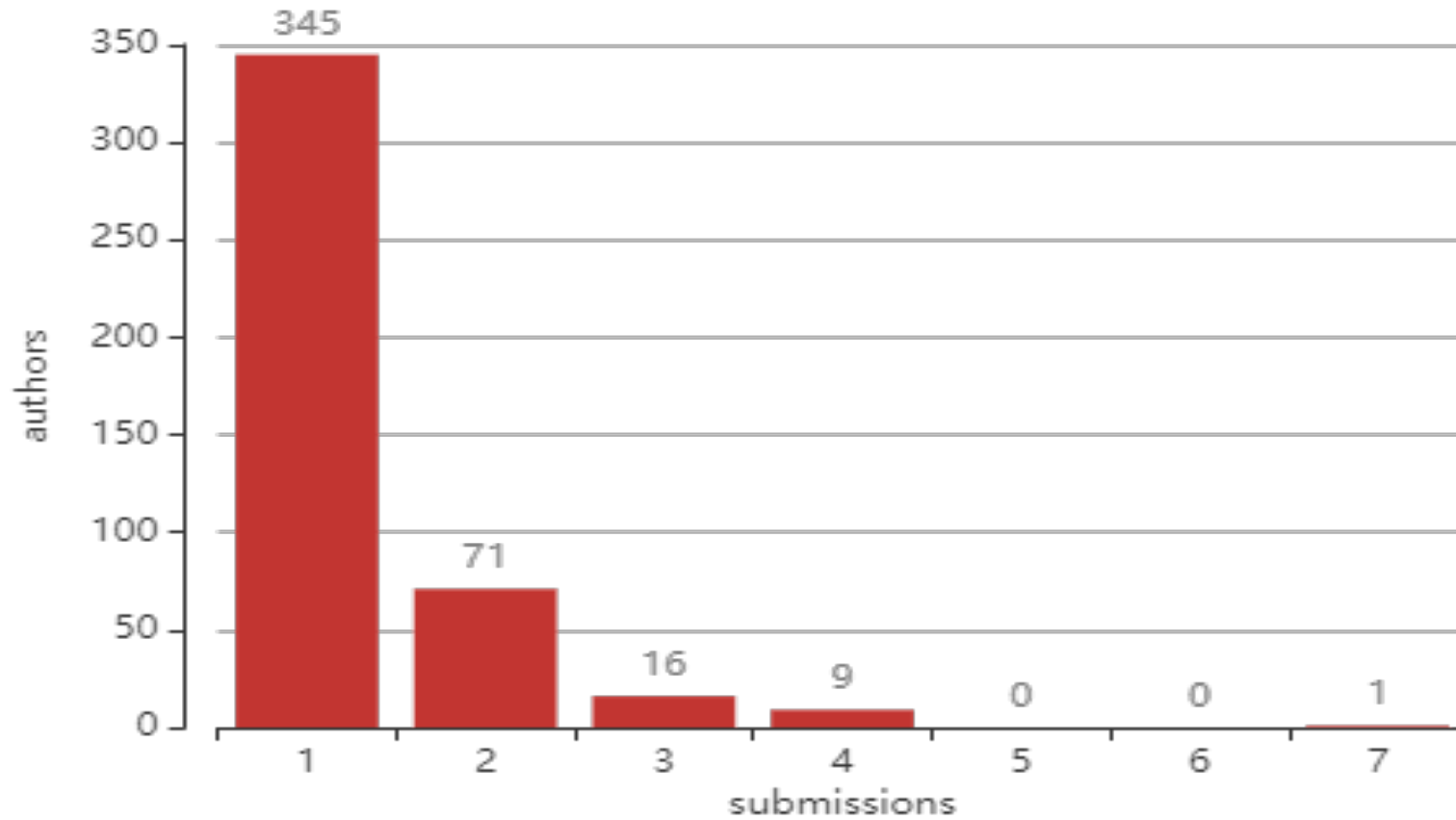


Number of new submissions by date



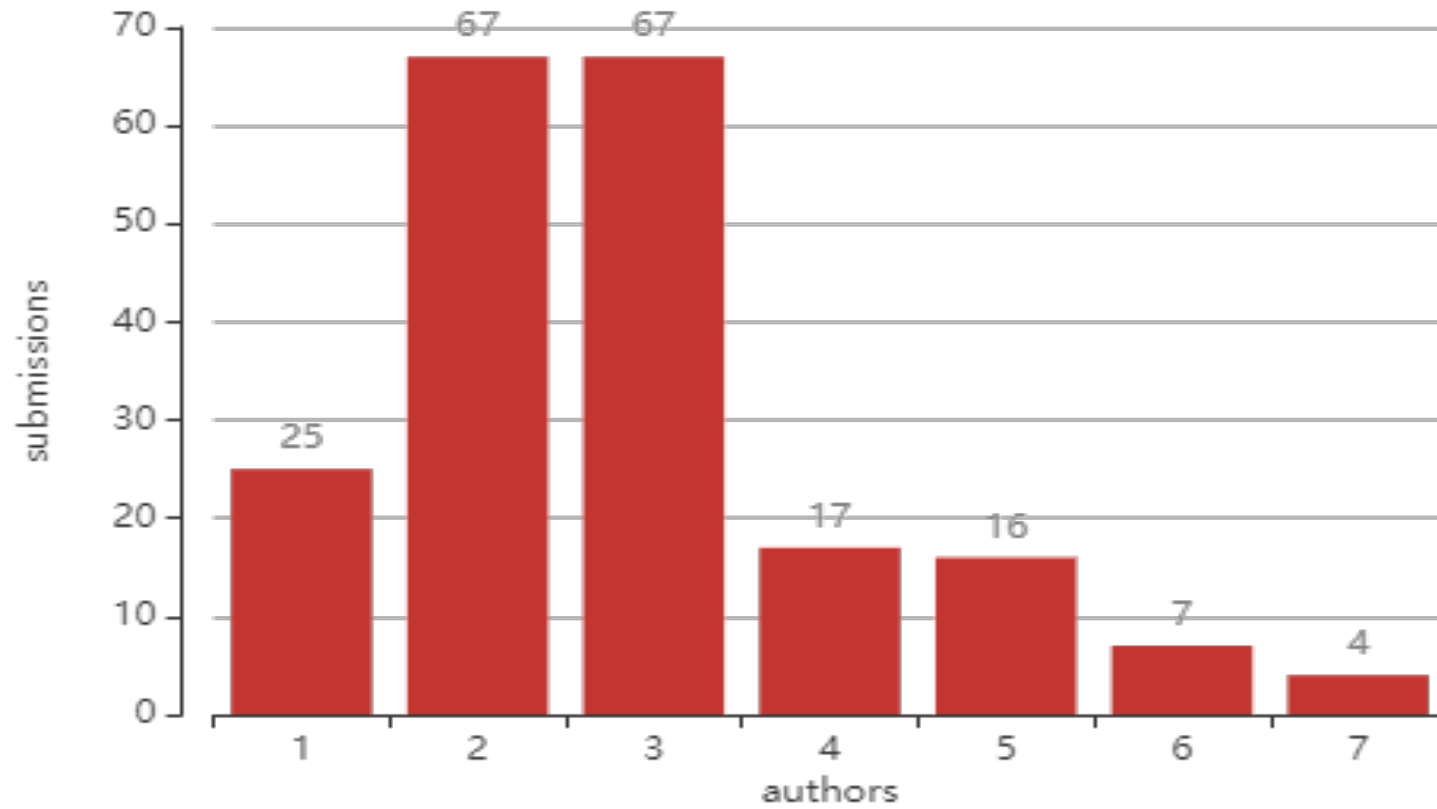
Number of submissions per author

Max: 7



Number of authors per submission

Max: 7; Avg: 2.71



Our submission to SoCG 2021

100% acceptance ratio for the following keyphrases:

- set cover
- alpha complex
- plurality point

S. Cabello and D.Z. Chen: Plurality points in Alpha Complexes through Set Covers

to be accepted at SoCG 2021

Some observations

- “500 lines per paper” requirement: Some different ways to count the # of lines (e.g., figures, tables, captions, pseudo-codes), possibly due to different packages used. Referring to computational-geometry.org not good.
- Quite a few people declined to be on the PC. Some reasons given: No PC-submission rule, busy, holidays, etc.
- Criteria used for evaluating applications/engineering/implementation papers still seemed to be more varied than for theoretical papers (may affect review scores).
- ...

So many people to thank!

- The **authors** of all submitted papers;
- The 24(+2) members of the SoCG **Program Committee**;
- The local **organizers**, especially **Michael Hoffmann**;
- The two invited speakers: **Xavier Pennec** and **Olga Sorkine-Hornung**;
- The 334 external **reviewers**;
- **Matias Korman** (the Proceedings Chair, for a second year);
permanent? 😊
- The Computational Geometry Steering Committee;
- All who contributed to the **CG Week** and its **events**.



Questions or Comments?