

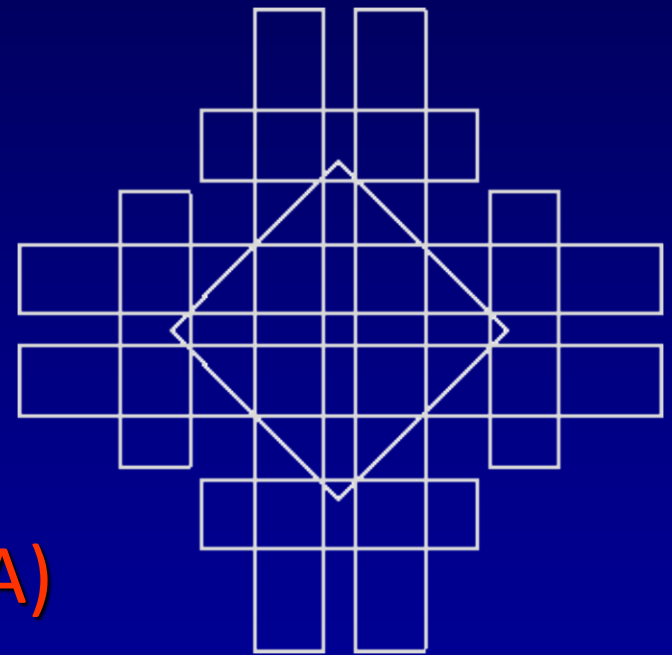
2019 SoCG PC Report

Gill Barequet

(The Technion—IIT, Israel)

Yusu Wang

(The Ohio State University, USA)



June 18-21, 2019, Portland, Oregon

Program Committee

Hee-Kap Ahn (South Korea)

Alexandr Andoni (USA)

Sunil Arya (China)

Gill Barequet (co-chair, Israel)

Mark de Berg (Netherlands)

Prosenjit Bose (Canada)

Frédéric Cazals (France)

Tamal K. Dey (USA)

Kyle Fox (USA)

Joachim Gudmundsson (Australia)

Chaya Keller (Israel)

Stephen Kobourov (USA)

Francis Lazarus (France)

Clément Maria (France)

Tillmann Miltzow (Netherlands)

Zuzana Patáková (Austria)

Amit Patel (USA)

Raimund Seidel (Germany)

Christian Sohler (Germany)

Noam Solomon (USA)

Subhash Suri (USA)

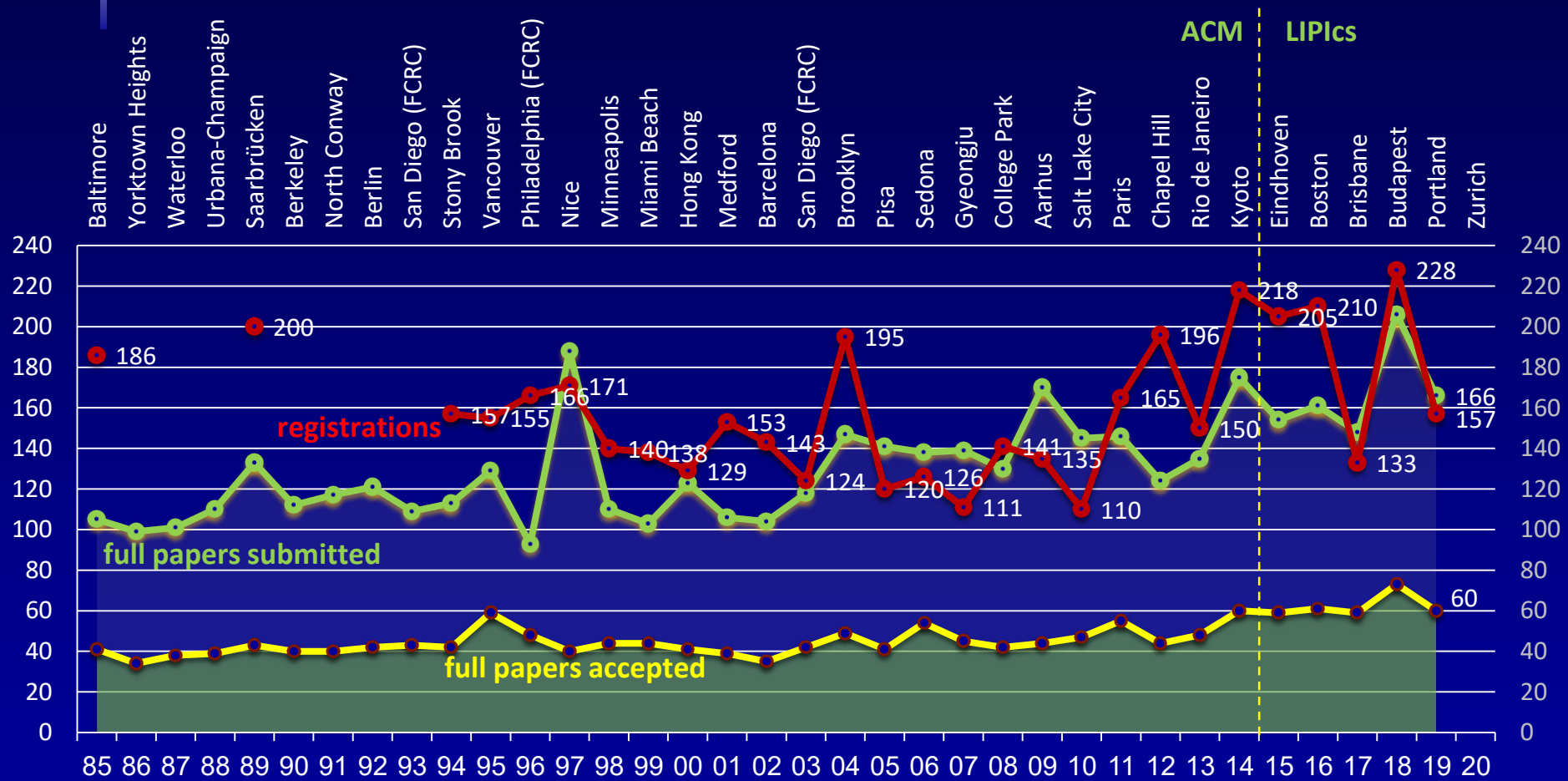
Kasturi Varadarajan (USA)

Birgit Vogtenhuber (Austria)

Bei Wang (USA)

Yusu Wang (co-chair, USA)

Statistics



2019: **166** submissions, **60** papers accepted
 acceptance rate: **36.1%**



Timeline

- ❑ November 8, 2018: Abstracts due
- ❑ December 5, 2018: Papers due
- ❑ January 13, 2019: Reviews due
- ❑ February 14, 2019
(one day ahead of time): Notification
- ❑ March 15, 2019: Final versions due
- ❑ June 11, 2019: Proceedings published
- ❑ June 18-21, 2019: Symposium



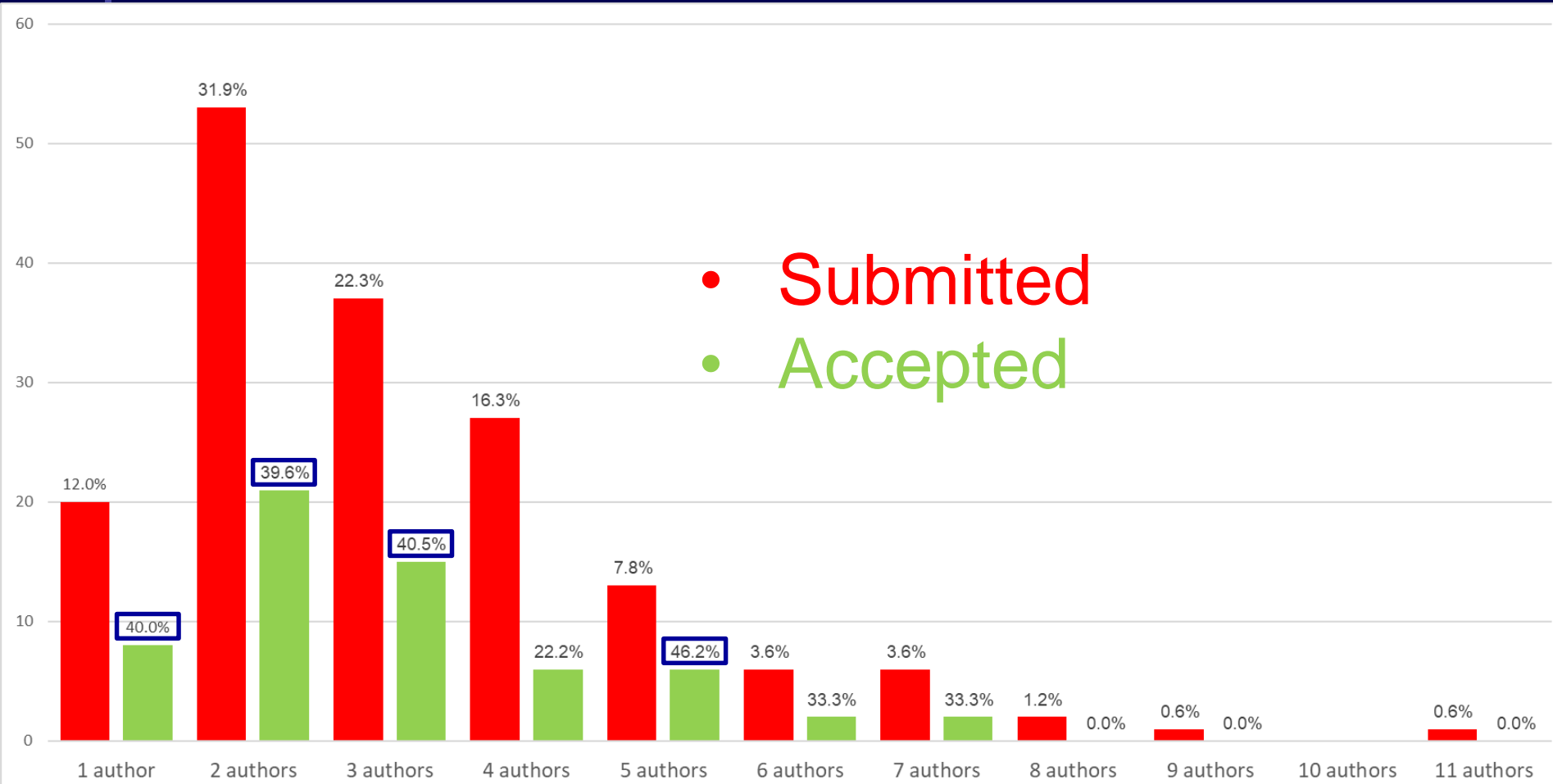
Submission Process

- ❑ EasyChair: As usual, smooth and easy
- ❑ Quota: **500 lines** (first time!)
- ❑ **184** abstracts; **166** full papers

Review Process

- ❑ EasyChair: As usual, smooth and easy
- ❑ Out of 166 full papers, 1 withdrawn while being reviewed, hence 165 papers underwent a full review
- ❑ Each PC member assigned 20-21 papers
- ❑ An 8-week process: 4w off-line reviewing + 4w discussions
- ❑ 535 reviews: 175 by PC members + 360 by subreviewers
- ❑ 276 external reviewers (each produced ~1.3 reports)
- ❑ 60/166 papers accepted (acceptance rate: 36.1%)
- ❑ Reviews per paper:
 - 129 papers: 3 reviews
 - 32 papers: 4 reviews
 - 4 papers: 5 reviews
- ❑ No voting; **all decisions reached unanimously**

Papers by Number of Authors



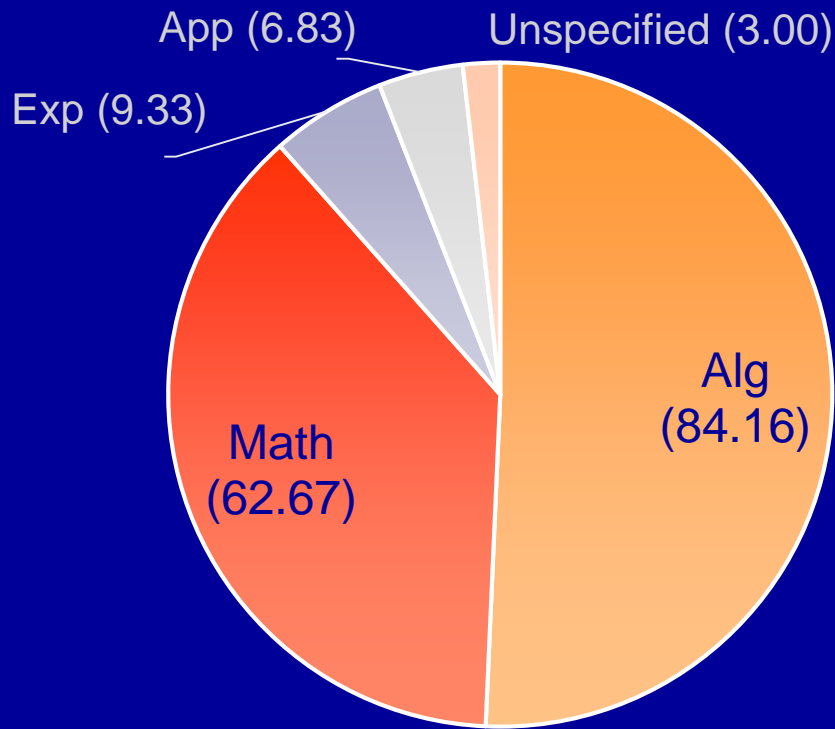
Submitted:

%s are from the total number of submissions

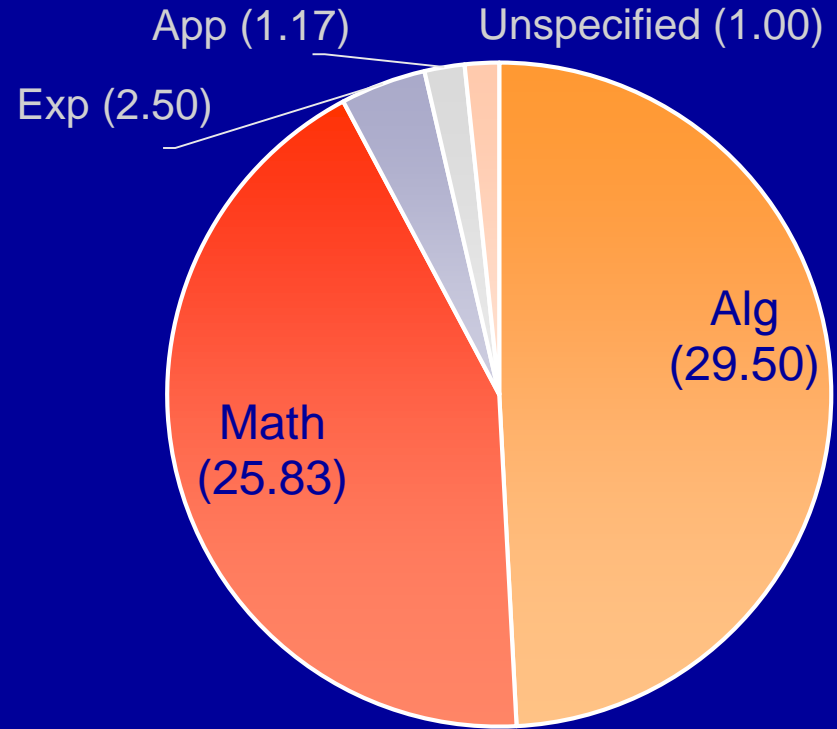
Accepted:

%s from the # of submissions with that many authors

Split of Papers by Type



Submissions (166)



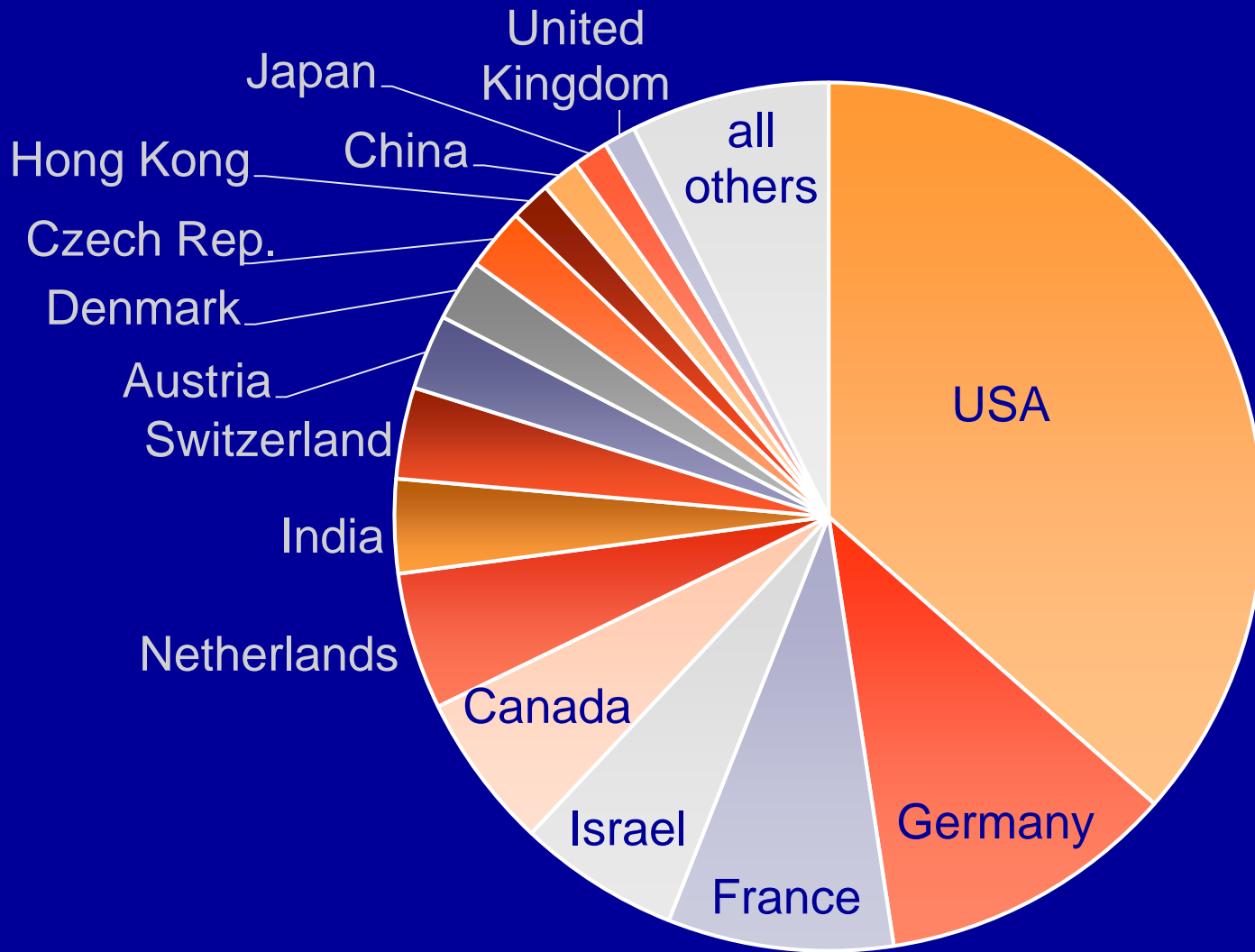
Accepted (60)

Submissions (sorted by nominal number)

Country	#	%	Country	#	%	Country	#	%
USA	60.6	36.5	Czech Rep.	3.8	2.3	Spain	1.1	0.7
Germany	18.4	11.1	Hong Kong	2.5	1.5	New Zealand	1.0	0.6
France	13.9	8.4	China	2.3	1.4	Hungary	1.0	0.6
Israel	10.0	6.0	Japan	2.2	1.3	Poland	0.8	0.5
Canada	9.7	5.8	United Kingdom	1.9	1.2	South Korea	0.5	0.3
Netherlands	8.5	5.1	Norway	1.6	1.0	Mexico	0.5	0.3
India	5.8	3.5	Brazil	1.4	0.9	Sweden	0.2	0.2
Switzerland	5.7	3.4	Greece	1.3	0.8	Ukraine	0.2	0.1
Austria	4.6	2.8	Italy	1.2	0.7	Chile	0.1	0.1
Denmark	3.9	2.3	Slovenia	1.1	0.7			

Percentages are from the total number of submissions

Submissions (cont.)

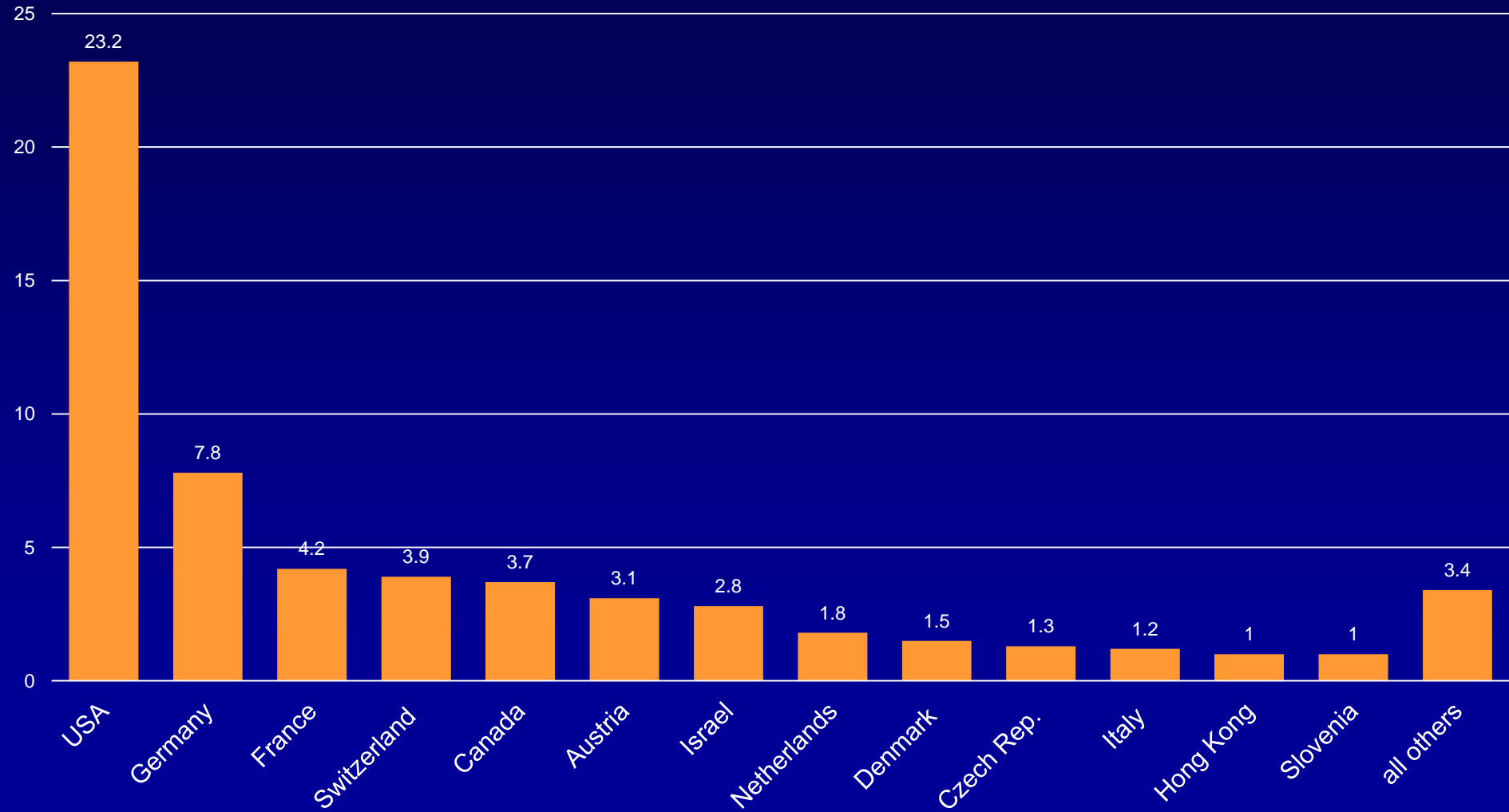


Accepted (sorted by nominal number)

Country	#	%	Country	#	%	Country	#	%
USA	23.2	38.4	Italy	1.2	100.0	United Kingdom	0.2	10.3
Germany	7.8	42.6	Hong Kong	1.0	40.0	Mexico	0.2	36.8
France	4.2	30.5	Slovenia	1.0	87.5	China	0.0	0.0
Switzerland	3.9	69.4	Japan	0.6	25.8	Norway	0.0	0.0
Canada	3.7	38.2	Poland	0.5	68.1	Spain	0.0	0.0
Austria	3.1	66.5	Hungary	0.5	45.8	New Zealand	0.0	0.0
Israel	2.8	28.1	India	0.4	6.9	Sweden	0.0	0.0
Netherlands	1.8	21.2	Brazil	0.3	23.5	Ukraine	0.0	0.0
Denmark	1.5	38.7	Greece	0.3	25.0	Chile	0.0	0.0
Czech Rep.	1.3	33.9	South Korea	0.3	66.7			

Percentages are from that country's # of submissions

Accepted (nominal)

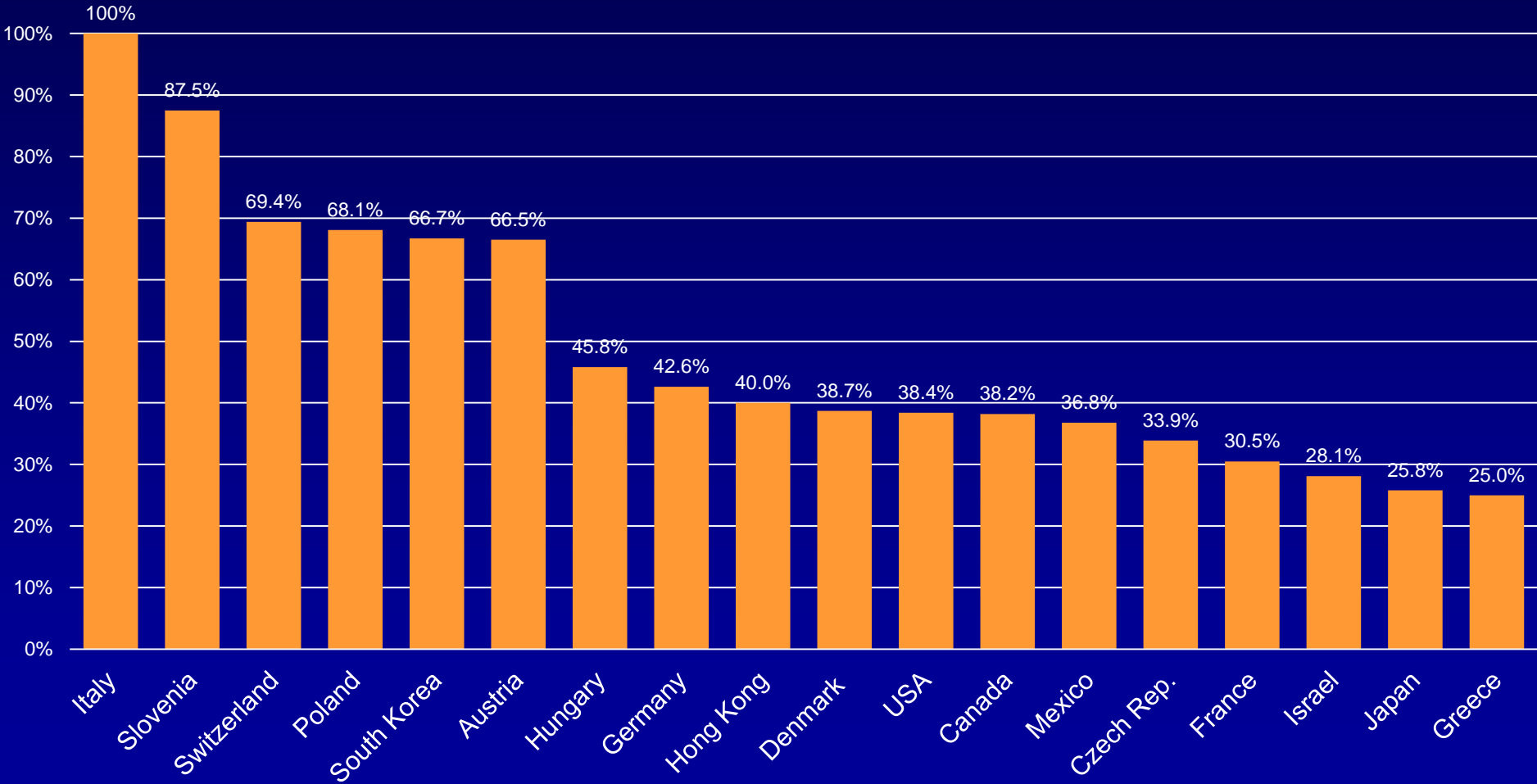


Accepted (sorted by acceptance rate)

Country	#	%	Country	#	%	Country	#	%
Italy	1.2	100.0	USA	23.2	38.4	United Kingdom	0.2	10.3
Slovenia	1.0	87.5	Canada	3.7	38.2	India	0.4	6.9
Switzerland	3.9	69.4	Mexico	0.2	36.8	China	0.0	0.0
Poland	0.5	68.1	Czech Rep.	1.3	33.9	Norway	0.0	0.0
South Korea	0.3	66.7	France	4.2	30.5	Spain	0.0	0.0
Austria	3.1	66.5	Israel	2.8	28.1	New Zealand	0.0	0.0
Hungary	0.5	45.8	Japan	0.6	25.8	Sweden	0.0	0.0
Germany	7.8	42.6	Greece	0.3	25.0	Ukraine	0.0	0.0
Hong Kong	1.0	40.0	Brazil	0.3	23.5	Chile	0.0	0.0
Denmark	1.5	38.7	Netherlands	1.8	21.2			

Percentages are from that country's # of submissions

Accepted (Country Rate)





Awards

- **Best paper:**

Almost tight lower bounds for hard cutting problems in embedded graphs

Vincent Cohen-Addad, Éric Colin de Verdière, Dániel Marx, and Arnaud de Mesmay

- **Best student presentation** (out of 20 competitors):

Ivor van der Hoog

for presenting the paper

Preprocessing ambiguous imprecise points
co-authored by I. van der Hoog, I. Kostitsyna, M. Löffler, and B. Speckmann



Thanks

- Authors
- PC members
- Reviewers
- Local organizers:
 - John Hershberger
 - Amir Nayyeri
 - Bala Krishnamoorthy, Gordon Wilfong, William Maxwell
- Proceedings Chair: Matias Korman
- Invited speakers: Sanjoy Dasgupta, Bruce Donald
- Steering Committee: Mark de Berg, Erin Chambers, Michael Hoffmann, Joe Mitchell, Bettina Speckmann, Monique Teillaud